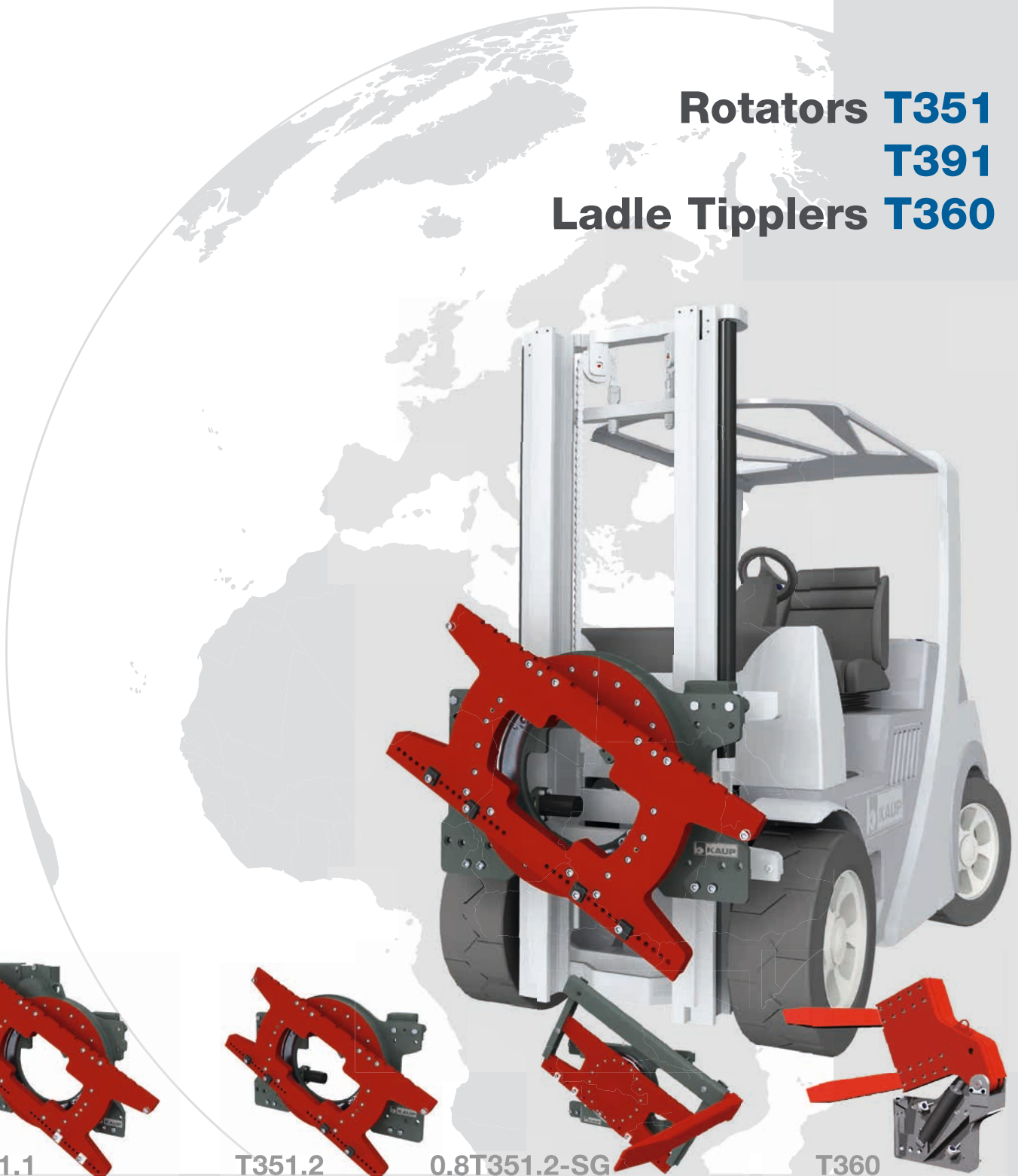




Helping hands for your Forklift truck

Rotators **T351**
T391

Ladle Tipplers **T360**



T351.1

T351.2

0.8T351.2-SG

T360

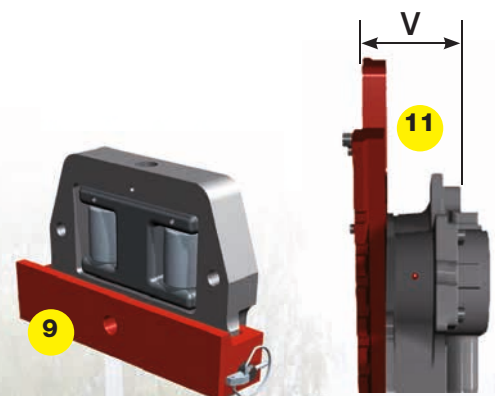
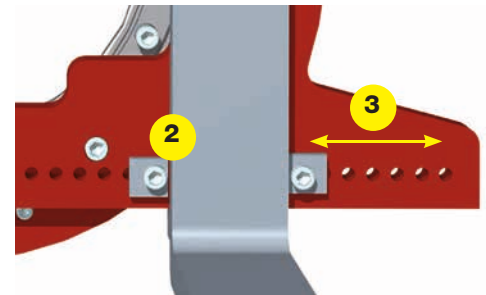

T351 · T391 · T360

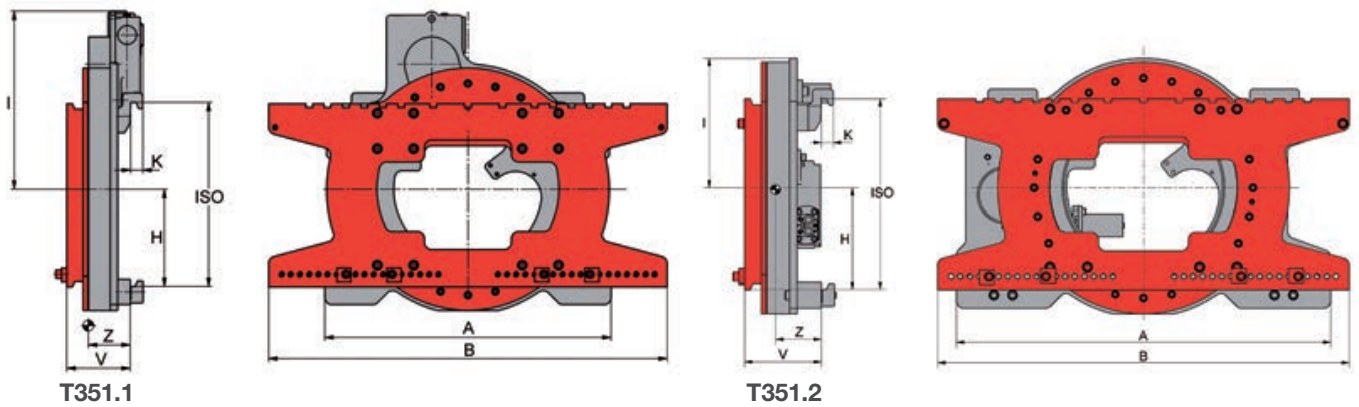
Loads carried by forklift trucks often need rotating, either to empty a container, slide material off a pallet or set a horizontal load upright. Rotators can be equipped with fork carriage and forks as well as with clamps, booms or other load handling attachments. On rotators fitted with a fork carriage, the forks must be locked as efficiently as possible close to the elbow. This will prevent them slipping off the carriage together with the load when rotated 90°.

Tapped holes are provided over the entire length of the lower fork carriage beam on KAUP rotators and the attachments are additionally supplied with eccentrically drilled square stops. The tapped holes allow of selecting any required fork spacing within the carriage width, while the stop blocks provide reliable locking of any width of fork.

An integral sideshift is available for all rotator models requiring this added capability. It does not add substantially to lost load or weight of the attachment. Sideshift casings, pistons, claws and seals are the same as installed in the standard range of KAUP high-visibility sideshifts.

1. Optimal visibility facilitates the driver in handling the goods and improves safety. The hydraulic drive is located on the side away from the operator resulting in relatively flat design which does not obstruct visibility.
2. Standard forks, commercially available, can be used. Eccentrically drilled stop blocks, which are part of the delivery, ensure safe fork adjustment.
3. Distances between forks, within the fork carriage width, can be chosen as required as the lower fork plate has relevant drillings the whole length. Eccentrically drilled stop blocks ensure that any width of fork can be secured firmly.
4. Different rotating speeds and torques with constant oil volume and constant pressure are possible with the same hydraulic motors with different capacities.
5. KAUP Rotators are driven by hydraulic motors and worm gear running through oil. 3 sizes of worm gear and 4 sizes of worm gear allow 9 different sizes of torque.
6. KAUP Rotators require little service. They are manufactured from only a few parts. Straight toothed slewing rings are standardly used for the bearings. The slewed rings are, depending on the capacity, toothed on the inner or outer side.
7. KAUP Rotators are the basis for all rotating combinations manufactured by KAUP for different customer requirements (rotating Bale Clamps, Drum Clamps, Pallet Turnover Clamps, Paper Roll Clamps, rotating Fork Clamps and rotating Fork Positioners).
8. Rotation 360° endless, rotation limited to 180° possible upon request.
9. Rotators delivered, upon request, with quick release hooks for assembly or disassembly without tools.
10. KAUP Rotators available, as standard, with capacities of up to 25 tons.
11. Optimal lost load centre ensures good residual capacities.





Rotator 360° endless T351 - 1 hydraulic function

Model	Capacity kg	LCD mm	A mm	B mm	H mm	I mm	K mm	ISO cl.	Torque Md Δp=125 bar Nm	Oil volume required per rev. ltr.	V mm	CofG Z mm	Weight kg
0,8 T 351.2 ¹⁾	1.200	500	860	890 1.040	203	278	33	2	4.226	5,3	156	94 97	165 175
1 T 351.1	1.800	500	560	780 890	213	478	33	2	6.013	7,6	155	78 80	166 171
1 T 351.2	1.800	500	780	780 890	211	287	31	2	6.013	7,6	190	108 110	172 177
2 T 351.1	2.500	500	790	1.040	269	457	33	2	7.700	9,7	166	90	225
2 T 351.2	2.500	500	1.000	1.040	270	345	29	2	7.700	9,7	200	113	255
2,5 T 351.1	3.200	500	790	1.100	269	492	33	3	7.700	9,7	176	98	290
2,5 T 351.2	3.200	500	1.000	1.100	270	345	33	3	7.700	9,7	205	122	305
4 T 351.2	5.000	500	1.010	1.100	339	395	33	3	8.950	11,3	213	122	380
4,5 T 351.1	5.000	500	870	1.350	328	675	36	4	14.823	17,4	221	124	524
5 T 351.2	6.000	600	1.260	1.350	345	455	40	4	13.434	15,7	264	156	655
6 T 351.2	6.500	600	1.260	1.350	345	455	40	4	17.157	20,7	264	150	715
8 T 351.2	8.000	900	1.300	1.600	396	485	40	4	21.679	18,8	304	172	1.045

¹⁾ Fork carriage plate closed. Rotator 0,8T351.2-SG available upon request.

Rotators with higher rotating speeds available upon request. Other fork carriage widths available upon request.

Optional:


Forks for KAUP Rotators - lower brackets strengthened - see page 5

Downhold with gripping claw T167 - see page 5

Lateral supporting fork 1.000 mm



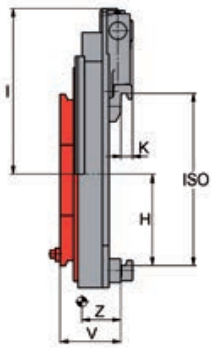
Removable



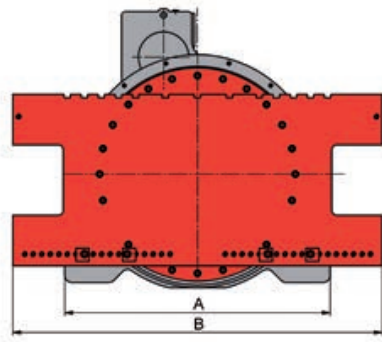
Foldable (on left or right side)



Removable and foldable



T351.1G

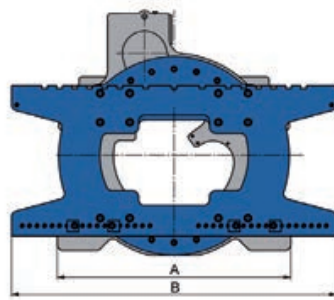
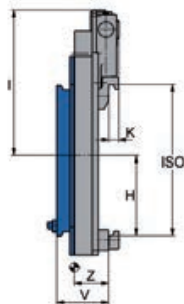


T351.2G

Rotator 360° endless, foundry version T351G - 1 hydraulic function

Model	Capacity kg	LCD mm	A mm	B mm	H mm	I mm	K mm	ISO cl.	Torque Md Δp=125 bar Nm	Oil volume required per rev. ltr.	V mm	CofG Z mm	Weight kg
1 T 351.2G	1.800	500	817	890	203	288	33	2	6.013	7,6	207	124	250
2 T 351.1G	2.500	500	790	1.040	269	515	29	2	7.700	9,7	174	93	302
2 T 351.1G	2.500	500	790	1.150	269	515	29	2	7.700	9,7	174	95	310
2,5 T 351.1G	3.200	500	790	1.100	269	515	33	3	7.700	9,7	179	106	387
3,5 T 351.1G	4.000	500	880	1.100	381	539	36	3	11.815	13,8	202	113	525
4 T 351.1G	5.000	500	900	1.100	378	595	36	3	14.823	17,4	221	120	575
4,5 T 351.1G	5.000	500	900	1.350	328	695	40	4	14.823	17,4	231	129	670
5 T 351.2G	6.000	600	1.260	1.350	345	455	40	4	13.434	15,7	275	163	780
6 T 351.2G	6.500	600	1.260	1.350	345	455	40	4	17.157	20,7	275	157	831
8 T 351.2G	8.000	900	1.300	1.600	396	480	40	4	21.679	18,8	304	175	1.080

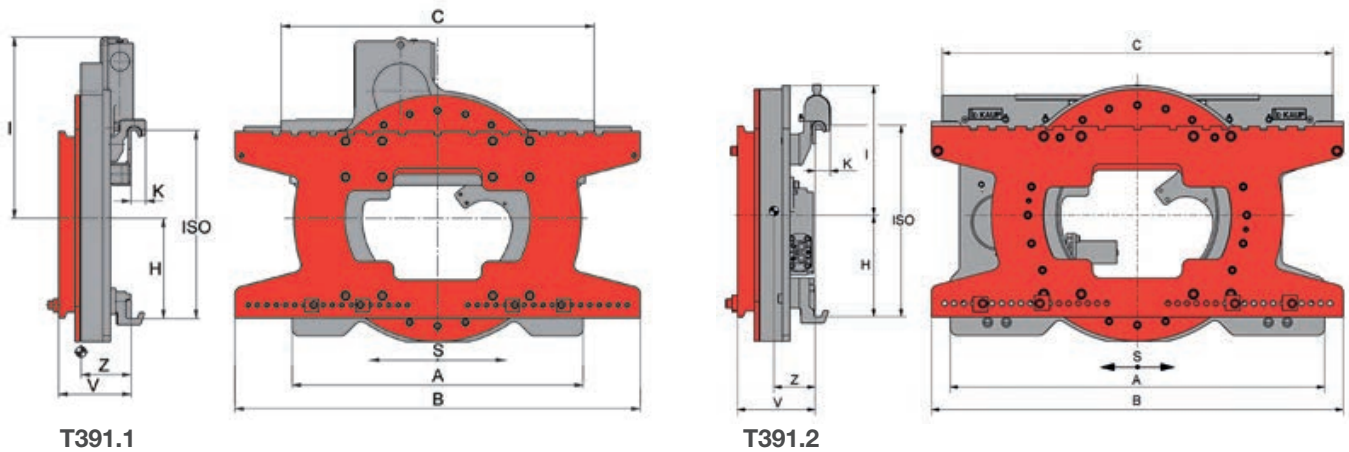
The **foundry version** features a closed fork carriage plate and a closed base plate as well as hydraulic hoses protected against heat. It is suitable to operate in applications with extreme high temperatures. Dust proof versions and foundry rotators up to 40 T upon request. Forks for KAUP Rotators can be found on page 51. Other fork carriage widths available upon request. Rotators with higher rotating speeds available upon request.



Rotator 360° endless, fishing industry T351.1S / T351.1.3S - 1 hydraulic function

Model	Capacity kg	LCD mm	A mm	B mm	H mm	I mm	K mm	ISO cl.	Torque Md Δp=125 bar Nm	Oil volume required per rev. ltr.	V mm	CofG Z mm	Weight kg
1 T 351.1S	1.800	500	560	890	213	478	33	2	6.013	7,6	155	83	180
2 T 351.1S	2.500	500	790	1.040	269	515	29	2	7.700	9,7	166	90	225
2,5 T 351.1S	3.200	500	790	1.100	269	515	33	3	7.700	9,7	177	98	290
1 T 351.1.3S	1.800	500	560	890	213	478	33	2	6.013	7,6	155	83	180
2 T 351.1.3S	2.500	500	790	1.040	269	515	29	2	7.700	9,7	166	90	225
2,5 T 351.1.3S	3.200	500	790	1.100	269	515	33	3	7.700	9,7	177	98	290

There are two types of **KAUP Fishing Industry Rotators**: The version **T351.1S** has 2 layers of sea water resistant paint (RAL 5005), galvanised screws and drill holes sealed with silicon. The version **T351.1.3S** has 3 layers of sea water resistant paint (navy gray), galvanised fork carriage and flange, galvanised screws, drill holes sealed with silicon and drainage for water. Rotators with higher rotating speeds available upon request.





Rotator 360° endless T391 - with independent sideshift - 2 hydraulic functions

Model	Capacity kg	LCD mm	S mm	A mm	B mm	C mm	H mm	I mm	K mm	ISO cl.	Torque Md $\Delta p=125$ bar Nm	Oil volume required per rev. ltr.	V mm	CofG Z mm	Weight kg
1 T 391.2	1.800	500	± 100	780	780	858	213	294	32	2	6.013	7,6	192	99	199
					890									101	205
2 T 391.1	2.500	500	± 100	790	1.040	858	269	492	32	2	7.700	9,7	172	90	255
2 T 391.2	2.500	500	± 100	1.000	1.040	950	270	345	32	2	7.700	9,7	208	104	283
2,5 T 391.1	3.200	500	± 100	790	1.100	850	269	492	40	3	7.700	9,7	198	113	310
2,5 T 391.2	3.200	500	± 100	1.000	1.100	1.043	270	345	40	3	7.700	9,7	208	110	350
4 T 391.2	5.000	500	± 100	1.010	1.100	1.010	339	395	40	3	8.950	11,3	215	113	425
4,5 T 391.1	5.000	500	± 160	1.110	1.350	940	378	675	49	4	14.823	17,4	229	123	595
5 T 391.2	6.000	600	± 160	1.260	1.350	1.260	345	455	50	4	13.434	15,7	264	142	740
6 T 391.2	6.500	600	± 160	1.260	1.350	1.260	345	455	50	4	17.157	20,7	264	138	790
8 T 391.2	8.000	900	± 160	1.300	1.600	1.700	396	480	54	4	21.679	18,8	304	164	1.110

Rotators with higher rotating speeds available upon request. Other fork carriage widths available upon request.

Optional:

Lateral supporting fork - see page 3

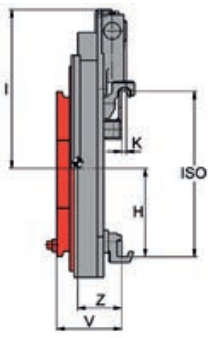


Forks for KAUP Rotators - lower brackets strengthened

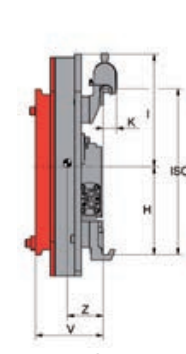
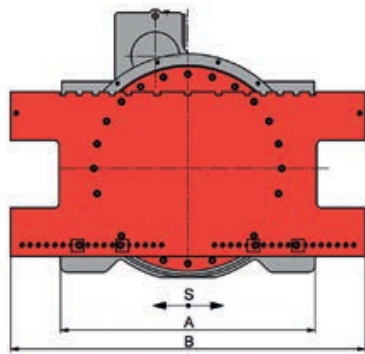
When forks are used in combination with a Rotator extremely high strain is applied to the lower fork angle when rotating a load which in turn strains the lower brackets. For this type of operation KAUP recommends forks with strengthened lower brackets. Strengthened lower brackets can be ordered for all ISO forks.

Downhold with gripping claw T167

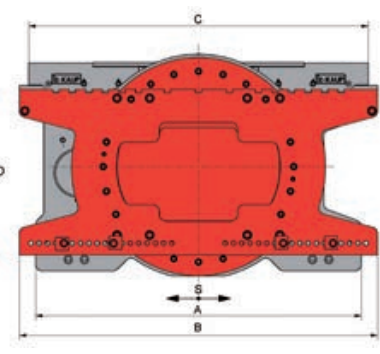
Downhold to empty metal grid boxes etc.
1T - 3T167 incl. rotary conduit.
Opening range (over fork) 700-1.290 mm.



T391.1G



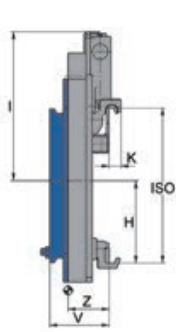
T391.2G



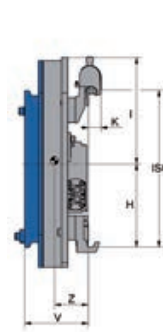
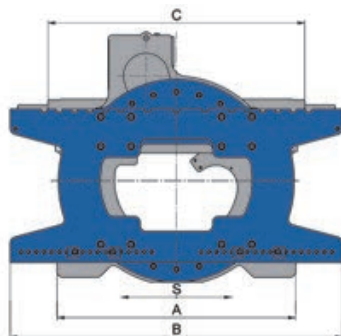
Rotator 360° endless foundry version T391G - with independent sideshift - 2 hydraulic functions

Model	Capacity kg	LCD mm	S mm	A mm	B mm	C mm	H mm	I mm	K mm	ISO cl.	Torque Md Δp= 125 bar Nm	Oil volume required per rev. ltr.	V mm	CofG Z mm	Weight kg
1 T 391.2G	1.800	500	± 100	800	890	858	203	410	32	2	6.013	7,6	206	114	276
2 T 391.1G	2.500	500	± 100	800	1.040	880	269	492	32	2	7.700	9,7	204	115	327
2 T 391.1G	2.500	500	± 100	800	1.150	880	269	492	32	2	7.700	9,7	204	116	335
2,5 T 391.1G	3.200	500	± 100	800	1.100	850	269	492	40	3	7.700	9,7	205	121	420
3,5 T 391.1G	4.000	500	± 100	1.060	1.100	1.060	381	539	43	3	11.815	13,8	210	117	544
4 T 391.1G	5.000	500	± 100	1.110	1.100	940	378	595	43	3	14.823	17,4	218	113	610
4,5 T 391.1G	5.000	500	± 160	1.110	1.350	940	378	695	49	4	14.823	17,4	238	128	723
5 T 391.2G	6.000	600	± 160	1.260	1.350	1.260	345	455	50	4	13.434	15,7	275	151	875
6 T 391.2G	6.500	600	± 160	1.260	1.350	1.260	345	455	50	4	17.157	20,7	275	147	925
8 T 391.2G	8.000	900	± 160	1.300	1.600	1.700	396	480	54	4	21.679	18,8	304	165	1.145

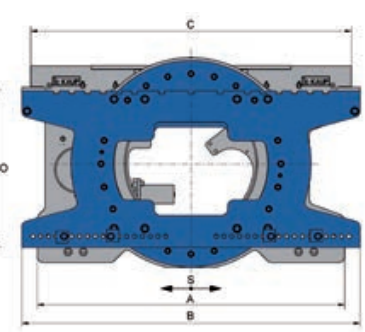
The **foundry version** features a closed fork carriage plate and a closed base plate as well as hydraulic hoses protected against heat. It is suitable to operate in applications with extreme high temperatures. Dust proof versions and foundry rotators up to 40T upon request. Forks for KAUP Rotators can be found on page 51. Other fork carriage widths available upon request. Rotators with higher rotating speeds available upon request.



T391.1S



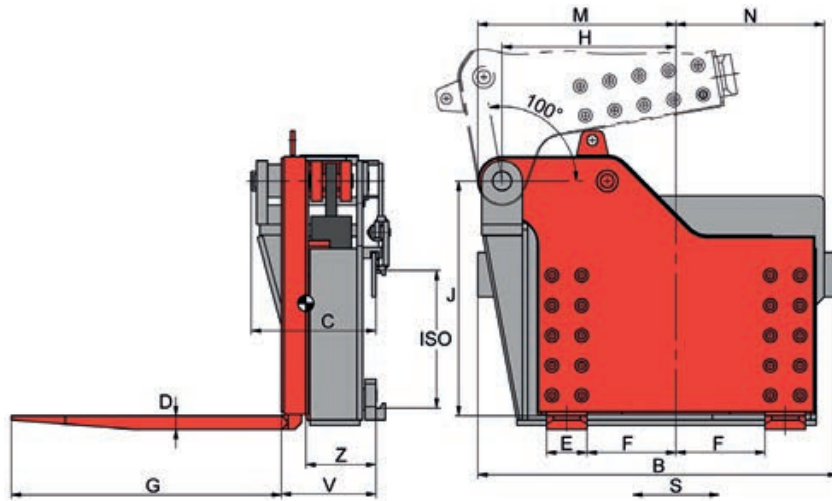
T391.2S



Rotator 360° endless, fishing industry T391S - T391.3S - with independent sideshift - 2 hydraulic functions

Model	Capacity kg	LCD mm	S mm	A mm	B mm	C mm	H mm	I mm	K mm	ISO cl.	Torque Md Δp= 125 bar Nm	Oil volume required per rev. ltr.	V mm	CofG Z mm	Weight kg
1 T 391.2S	1.800	500	± 100	780	890	858	213	294	32	2	6.013	7,6	192	99	198
2 T 391.1S	2.500	500	± 100	790	1.040	858	269	492	32	2	7.700	9,7	172	90	255
2,5 T 391.1S	3.200	500	± 100	790	1.100	850	269	492	40	3	7.700	9,7	197	108	318
1 T 391.2.3S	1.800	500	± 100	780	890	858	213	294	32	2	6.013	7,6	192	99	198
2 T 391.1.3S	2.500	500	± 100	790	1.040	858	269	492	32	2	7.700	9,7	172	90	255
2,5T391.1.3S	3.200	500	± 100	790	1.100	850	269	492	40	3	7.700	9,7	197	108	318

There are two types of **KAUP Fishing Industry Rotators**: The version **T391.1/.2S** has 2 layers of sea water resistant paint (RAL 5005), galvanised screws and drill holes sealed with silicon. The version **T391.1.3/.2.3S** has 3 layers of sea water resistant paint (navy gray), galvanised fork carriage and flange, galvanised screws, drill holes sealed with silicon and drainage for water. Rotators with higher rotating speeds available upon request.



Ladle Tipper T360

with independent sideshift - tilt angle $\alpha = 100^\circ$ to the right side in driving direction - 2 hydraulic functions

Modell	Capacity kg	LCD mm	S mm	B mm	D mm	E mm	G mm	F mm	C mm	H mm	J mm	M mm	N mm	ISO cl.	V mm	CofG Z mm	Weight kg
1 T 360	800	500	± 100	820	40	100	1.000	150	297	320	465	150	365	2	250	220	295
2 T 360	1.500	500	± 100	1.040	50	150	1.000	210	390	545	760	635	400	2	314	263	675
3 T 360	2.500	500	± 160	1.285	50	150	1.000	330	460	645	900	735	550	3	356	239	1.085
5 T 360	4.000	600	± 200	1.890	60	160	1.000	175	630	880	890	990	525	4	460	282	1.430
7 T 360	6.000	600	± 200	1.890	70	200	1.000	195	630	880	890	990	525	4	470	315	1.780
10 T 360	7.500	600	± 200	1.775	80	200	1.000	480	670	910	1.035	1.045	730	4	565	385	2.600
12 T 360	9.000	700	± 275	1.975	90	200	1.400	350	748	895	950	1.015	870	-	620	415	3.300

Optional available for tilting to the left side in driving direction. Terminal West / Pin-Type mounting available upon request.

Casting Device for Foundry Ladles T360G

To empty ladles to both sides and forwards - 2 hydraulic functions

Model	Capacity kg	LCD mm	V mm	CofG Z mm	Weight kg
1,5 T 360 G	750	850	120	510	400
2 T 360 G	1.300	850	120	505	590
4 T 360 G	2.000	1.150	160	850	1.060
6 T 360 G	5.000	815	180	610	1.960
8 T 360 G	5.000	1.500	200	1.240	2.800



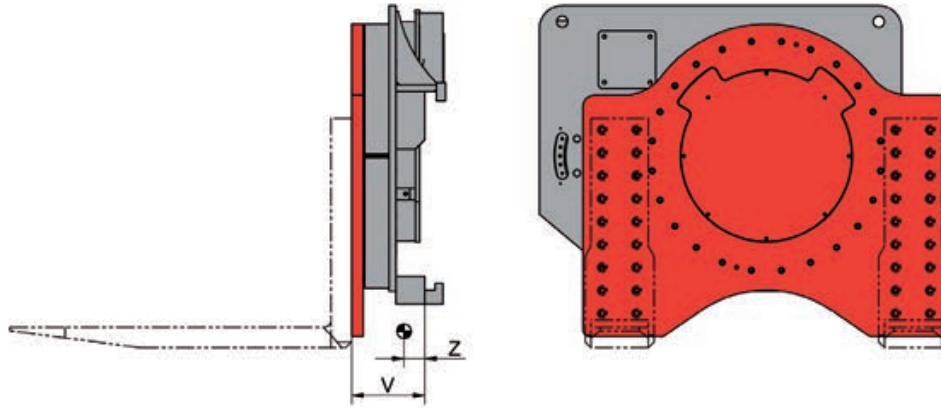
Further Casting Devices for Foundry Ladles in various sizes, versions as well as with different rotation or tilt angles available upon request.



T360G



T360




Rotator 360° endless 10 - 30T351 - 1 hydraulic function

Model	Capacity kg	LCD mm	Torque Md Δp=125 bar Nm	Oil volume required per rev. ltr.	V mm	CofG Z mm	Weight kg
10 T 351	12.000	900	50.000	60	300	190	2.600
15 T 351	15.000	900	50.000	60	300	190	2.600
25 T 351	24.000	1.200	115.000	120	300	215	4.500
30 T 351	28.000	1.200	115.000	120	300	215	4.500

With sideshift function model T 391 upon request. Higher capacities available upon request.

Rotator T351 / 391



Rotator T351G / T391G · T351S / T391S · 0.8T351.2-SG



KAUP attachments correspond to the requirements of the valid EC regulations regarding quality, safety and technical documentation. All technical data are subject to alteration.

KAUP is certified acc. to DIN EN ISO 9001



Helping hands for your Forklift truck

KAUP GmbH & Co. KG

Braunstrasse 17 · D - 63741 Aschaffenburg

☎ +49 6021 865-0 · 📠 +49 6021 865-213

E-Mail: kaup@kaup.de · www.kaup.de